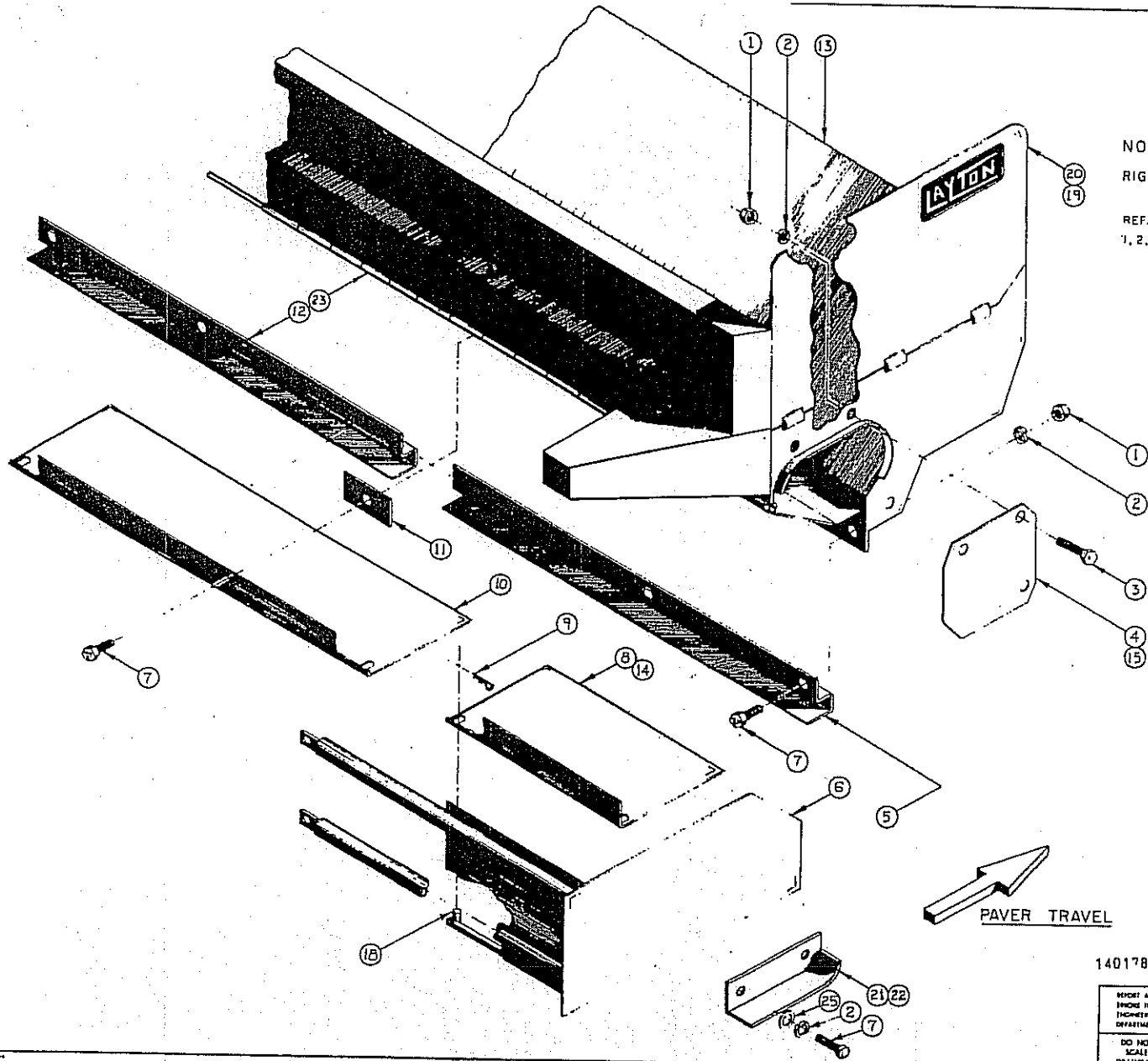


D-18

SVC



NOTE:

RIGHT AND LEFT ARE VIEWED FROM OPERATORS POSITION

REF. NO. 24, PART NO. 550-002, CONSISTS OF REF. NOS. 1, 2, 4, 5, 7, 8, 10, 11, 12, 14, 15, 21, 22.

| | | | |
|----|-----------|--|----|
| 25 | 500 - 189 | STD. FLAT WASHER 1/2" | 4 |
| 24 | 550 - 002 | DITCH PLATE ASSY. COMPLETE | 1 |
| 23 | 13 | GATE | 1 |
| 22 | 500 - 808 | SCREED SHOE (LEFT SIDE) | 1 |
| 21 | 500 - 809 | SCREED SHOE (RIGHT SIDE) | 1 |
| 20 | 2 R | HOPPER WING (RIGHT SIDE SHOWN) | 1 |
| 19 | 2 L | HOPPER WING (LEFT) | 1 |
| 18 | 500 - 343 | SCREED EXTENSION LOCKING TAB | 8 |
| 17 | | | |
| 16 | | | |
| 15 | 550 - 397 | BLOCK OFF PLATE (L.H.) | 1 |
| 14 | 550 - 400 | SHORT PLATE (L.H.) | 1 |
| 13 | 1 | HOPPER WELDMENT | 1 |
| 12 | 500 - 312 | DITCH PLATE ANGLE (L.H.) | 1 |
| 11 | 500 - 311 | DITCH PLATE ANGLE CENTER TAB | 1 |
| 10 | 550 - 398 | LONG PLATE | 1 |
| 9 | 500 - 194 | HAIR PIN 3/16 DIA. X 1 1/2" LG. | 8 |
| 8 | 550 - 389 | SHORT PLATE (R.H.) | 1 |
| 7 | 500 - 059 | HEX HEAD CAPSCREW 1/2-13 NC X 1 1/4" LG. | 4 |
| 6 | 119 R | SCREED EXTENSION (RIGHT SIDE) | 1 |
| 5 | 500 - 312 | DITCH PLATE ANGLE (R.H.) | 1 |
| 4 | 550 - 396 | BLOCK OFF PLATE (R.H.) | 1 |
| 3 | 500 - 306 | HEX HEAD CAPSCREW 1/2-13 NC X 1 1/2" LG. | 6 |
| 2 | 500 - 058 | STD. LOCKWASHER 1/2" | 15 |
| 1 | 500 - 080 | HEX NUT 1/2-13 NC | 11 |

140178

RIGHT ALL WORK TO ENGINEERING DEPARTMENT
DO NOT SCALE DRAWINGS

LAYTON MANUFACTURING COMPANY
SALEM, OREGON

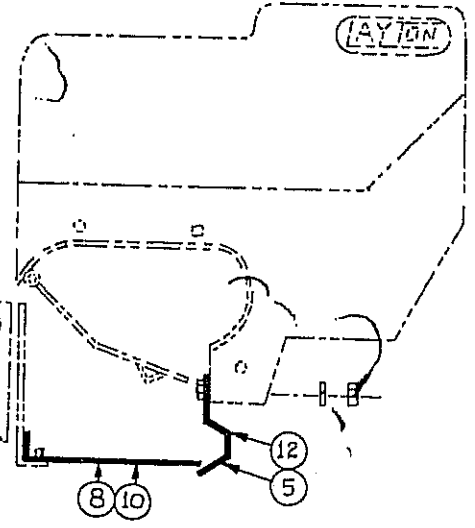
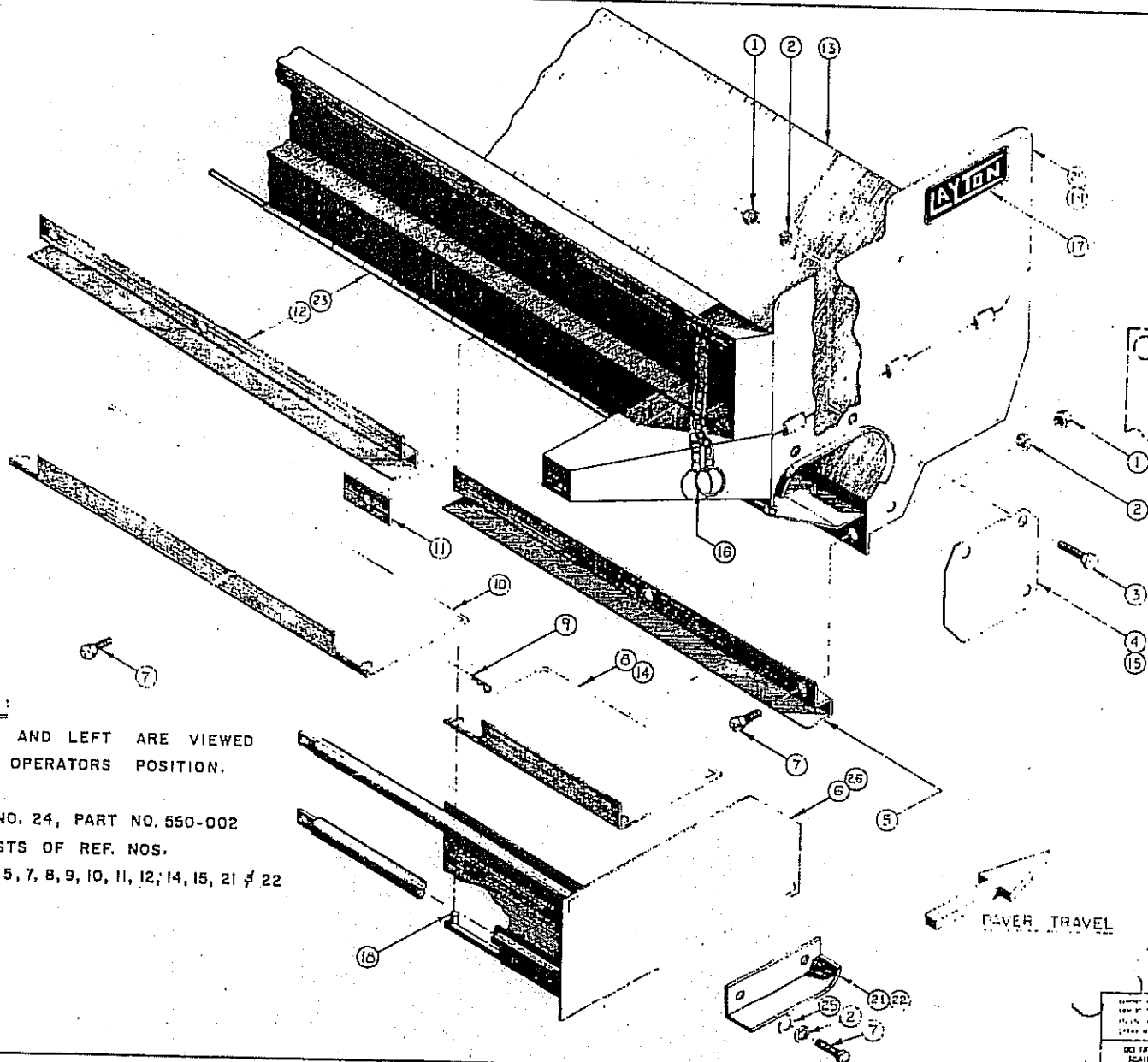
TITLE: **PAVER DITCH PLATE ASSY.**

DATE: 4-19-72

DESIGNED BY: **RDH**

CHECKED BY: **RBS**

PRODUCT: **PAVER H-550** PART NO: **D-903**



NOTE:

RIGHT AND LEFT ARE VIEWED FROM OPERATORS POSITION.

REF. NO. 24, PART NO. 550-002

CONSISTS OF REF. NOS.

1, 2, 4, 5, 7, 8, 9, 10, 11, 12, 14, 15, 21 & 22

| | | | |
|----|-----------|--|---|
| 26 | 550 - 123 | SCREED EXTENSION, (LEFT) | 1 |
| 25 | 500 - 183 | STD. FLAT WASHER 1/2" | 1 |
| 24 | 550 - 002 | DITCH PLATE ASSY. COMPLETE | 1 |
| 23 | 1 - 13 | GATE | 1 |
| 22 | 500 - 508 | SCREED SHOE (LEFT SIDE) | 1 |
| 21 | 500 - 509 | SCREED SHOE (RIGHT SIDE) | 1 |
| 20 | 550 - 498 | HOPPER WING (RIGHT SIDE SHOWN) | 1 |
| 19 | 550 - 499 | HOPPER WING (LEFT SIDE SHOWN) | 1 |
| 18 | 500 - 343 | SCREED EXTENSION LOCKING TAB | 6 |
| 17 | 500 - 329 | DECAL - (LAYTON TRACK PAVER) | 1 |
| 16 | 500 - 305 | SCREED SCREW STOPPER ASSY. | 2 |
| 15 | 550 - 397 | BLOCK OFF PLATE (L.H.) | 1 |
| 14 | 550 - 400 | SHORT PLATE (L.H.) | 1 |
| 13 | 550 - 242 | HOPPER WELDMENT | 1 |
| 12 | 500 - 312 | DITCH PLATE ANGLE (L.H.) | 1 |
| 11 | 500 - 311 | DITCH PLATE ANGLE CENTER TAB | 1 |
| 10 | 550 - 348 | LONG PLATE | 1 |
| 9 | 500 - 193 | HAIR PIN 1/16 DIA. X 1 1/2" LG. | 1 |
| 8 | 550 - 399 | SHORT PLATE (R.H.) | 1 |
| 7 | 500 - 059 | HEX HEAD CAPSCREW 1/2-13 NC X 1 1/2" LG. | 1 |
| 6 | 550 - 124 | SCREED EXTENSION (RIGHT SIDE) | 1 |
| 5 | 500 - 308 | DITCH PLATE ANGLE (R.H.) | 1 |
| 4 | 550 - 396 | BLOCK OFF PLATE (R.H.) | 1 |
| 3 | 500 - 126 | HEX HEAD CAPSCREW 1/2-13 NC X 1 1/2" LG. | 1 |
| 2 | 500 - 038 | STD. LOCKWASHER 1/2" | 1 |
| 1 | 500 - 080 | HEX NUT 1/2-13 NC | 1 |

LAYTON MANUFACTURING COMPANY
LAWRENCE, MISSOURI

PAVER DITCH PLATE ASSY.

Rev. 2/83

PAVER D-550

C-341

PART 24